

Qualification of Drivers; Vision Standard

**Christine Hydock
Chief, Medical Programs Division**



Qualification of Drivers; Vision Standard Final Rule

- On January 21, 2022, FMCSA published the Qualifications of Drivers; Vision Standard final rule
- Individuals with monocular vision may be physically qualified to operate a CMV in interstate commerce under specified conditions.
- Monocular vision defined by FMCSA:
 - Does not satisfy, with the worse eye, either the existing distant visual acuity standard with corrective lenses or the field of vision standard, or both.

Qualification of Drivers; Vision Standard Final Rule

(continued)

- Provides an alternative vision standard (49 CFR 391.44)
- Eliminates the need for a Federal Vision Exemption Program
- Requires Vision Evaluation Report, Form MCSA-5871
- Requires Medical Examiner to consider information on the Vision Evaluation Report, Form MCSA-5871, when making a physical qualification determination
 - Medical Examiners do not have to mark the exemption box on the MEC
 - Maximum medical certification period of up to 12 months

49 CFR 391.44 Alternative Vision Standard Process

- New collaborative certification process for individuals with monocular vision
 - Licensed Ophthalmologist or Optometrist Evaluation
 - Requires the use of the Vision Evaluation Report, Form MCSA-5871
 - Medical Examiner Physical Qualification Examination
 - Considers information provided in the Vision Evaluation Report, Form MCSA-5871
 - Applies the alternative vision standard
 - Determines qualification and only certifies up to one year using independent judgment
 - **Checks** “yes” to monocular vision” on the Medical Examiner Report Form, MCSA-5875
 - **Does not check** “accompanied by _____ waiver/exemption” for these individuals

Key Points for SDLAs

MECs submitted under the alternative vision standard:

- Are consistent with the Federal Motor Carrier Safety Regulations (FMCSRs) (49 CFR 391.44)
- Are fully applicable
- May be deemed acceptable by SDLAs
- “V” restrictions for former Federal vision exemption holders are no longer necessary after March 22, 2022

Key Points to SDLAs (continued)

SDLAs may consider:

- Requesting a copy of the Medical Examination Report Form, MCSA-5875 from the driver
 - Verifies that the driver was certified under the alternative vision standard.
 - FMCSA does not require drivers to submit the Medical Examination Report Form, MCSA-5875, or Vision Evaluation Report, Form MCSA-5871, to the SDLA.
- Requests and maintenance for Medical Examination Report Form, MCSA-5875 by SDLAs
 - Must be in accordance with applicable Federal and State privacy laws and regulations.

Compliance with the Alternative Vision Standard

- States receiving MCSAP funds:
 - Have three years after the effective date (March 22, 2022) to comply with the final rule
 - Must ensure laws, regulations, standards, and orders on CMV safety are compatible with the FMCSRs. (49 CFR 350.303(b))

Qualification of Drivers; Vision Standard; Web Locations

- Qualification of Drivers, Vision Standard Final Rule is located on the FMCSA website at:
<https://www.fmcsa.dot.gov/regulations/federal-register-documents/2022-01021>
- Qualification of Drivers, Vision Standard Final Rule Correction Notice is located on the FMCSA website at:
<https://www.fmcsa.dot.gov/regulations/federal-register-documents/2022-02758>
- Link to vision webinar:
<https://www.fmcsa.dot.gov/regulations/medical/new-vision-standard-overview-webinar>

National Registry II

- February 28, 2022 – new National Registry launched
- June 22, 2022 – FMCSA completed development actions in the National Registry necessary to implement NR II transactions
- FMCSA has held several meetings held with AAMVA to coordinate build actions required by AAMVA to implement NR II transactions
- Planning for contract between FMCSA and AAMVA to be in place in early 2023, if not sooner

Contact Information

Federal Motor Carrier Safety Administration, Medical Programs Division

U.S. Department of Transportation

E-mail: christine.hydock@dot.gov

Phone: (202) 384-5741

National Registry of Certified Medical Examiners Technical Support Help Desk

E-mail: FMCTECHSUP@dot.gov

Phone: 617-494-3003





TRAINING
PROVIDER REGISTRY

MINIMUM TRAINING REQUIREMENTS FOR Entry-Level Commercial Motor Vehicle Operators



U.S. Department of Transportation
Federal Motor Carrier Safety Administration



Agenda

- 1 THE ELDT REGULATIONS**
What are they, and how will they improve safety?
- 2 CDL APPLICANT REQUIREMENTS**
What do the ELDT regulations require of CDL applicants?
- 3 TRAINING REQUIREMENTS**
What theory and behind-the-wheel training must entry-level drivers complete?
- 4 TRAINING PROVIDER REQUIREMENTS**
What do the ELDT regulations require of training providers?
- 5 THE TRAINING PROVIDER REGISTRY**
What is it, and how does it support the ELDT regulations?
- 6 USING THE TRAINING PROVIDER REGISTRY**
How can CDL applicants, training providers, and licensing agencies use the Registry?

Entry-Level Driver Training (ELDT) Final Rule

- Published in 2016, mandated by MAP-21
- Set a Federal standard for mandatory training of entry-level drivers
 - Establishes minimum training requirements entry-level drivers and training providers must meet
 - States may have requirements that exceed Federal requirements
- Compliance Date: February 7, 2022
- Established the need for the Training Provider Registry (TPR)

Who are entry-level drivers?

The ELDT regulations establish new minimum training standards for entry-level drivers.

This includes individuals applying for:

A Class A or Class B commercial driver's license (CDL) for the first time

An upgrade of an existing Class B CDL to a Class A CDL

A hazardous materials (H), passenger (P), or school bus (S) endorsement for the first time

The rule does not cover individuals for whom States have waived the CDL skills test under [49 CFR 383](#).

Driver Requirements

- **Entry-level drivers must complete the applicable training from a registered training provider.**
 - Must be completed prior to taking a CDL skills test or, if applying for the H endorsement, knowledge test.
 - Individuals who obtain a commercial learner's permit (CLP) **on or after February 7, 2022** will be required to meet the ELDT requirements.
 - Individuals who obtained a CLP before February 7, 2022 are not subject to the new ELDT regulations for obtaining a CDL, so long as they obtain a CDL or endorsement before their CLP (or renewed CLP) expires.

Training Requirements



Training Requirements

Entry-level drivers must receive training and demonstrate proficiency in the following areas:



THEORY TRAINING

- Lectures, demonstrations, computer-based, online learning, etc.
- May use a simulator
- No minimum number of hours; must score at least 80% on assessment
- Training topics include:
 - Basic Operation
 - Safe Operating Procedures
 - Advanced Operation Procedures
 - Vehicle Systems and Reporting Malfunctions
 - Non-Driving Activities (e.g., Hours of Service)



BEHIND-THE-WHEEL (BTW) TRAINING

- Actual operation of a CMV
- Takes place on a range or public road
- May not use a simulator to meet requirements
- No minimum number of hours, training provider will determine driver's proficiency
- Basic vehicle control skills and mastery of basic maneuvers

Training Requirements (continued)

- Theory and BTW trainings may be delivered by different training providers.
 - Both training providers must be registered/listed on the Training Provider Registry.
 - Both training providers would separately submit driver training information.
- BTW range and BTW public road trainings must be provided by the same training provider.
- Driver-trainees must complete both the theory and BTW portions of training within one year of each other.

Training Requirements (continued)

BTW Public Road

- Instructors must cover all topics listed and “determine and document that each driver-trainee has demonstrated proficiency in all elements of the BTW curriculum unless otherwise noted.”
 - See Appendices A and B to Part 380.
- Does not allow for “test outs” of skills training on either range or public road.

Training Provider Requirements



What is a Training Provider?

An entity that is listed on the FMCSA Training Provider Registry.

May include:

- Training schools
- Educational institutions
- Rural electronic cooperatives
- Motor carriers
- State/local governments
- School districts
- Joint labor management
- Owner-operators
- Individuals

Training Provider Requirements


Entities wishing to provide entry-level driver training must **register** on the Training Provider Registry and **self-certify** that they meet all FMCSA requirements that apply to:



REGISTRATION



CURRICULA



INSTRUCTORS



FACILITIES



VEHICLES



STATE LICENSING



ASSESSMENTS



TRAINING
CERTIFICATION



DOCUMENTATION



FMCSA AUDITS

For full training provider requirements, see 49 CFR part 380 subparts F & G.

Training Provider Requirements (continued)



After a driver successfully completes the required training, the training provider must electronically submit the driver-trainee's training certification information to the Training Provider Registry.

- Must be submitted by midnight of the second business day after the driver-trainee completes the training.



The Training Provider Registry



What is the Training Provider Registry?

- An FMCSA web system that:
 - Lists training providers eligible to provide entry-level driver training.
 - Retains a record of drivers that have successfully completed entry-level driver training.

Ensures compliance with lifesaving Entry-Level Driver Training regulations

The screenshot displays the FMCSA Training Provider Registry website. At the top, the FMCSA logo and navigation links are visible. A search bar allows users to filter by Training Type, Location, and Provider Name. A 'WELCOME TO THE TRAINING PROVIDER REGISTRY' section provides an overview of the system's purpose. A 'SIGN UP TO RECEIVE EMAIL UPDATES' button is prominently displayed. Below this, two informational cards are shown: 'What is Entry-Level Driver Training?' and 'Who needs to take entry-level driver training?'. At the bottom, a 'What do CDL applicants need to do?' section features a three-step process: 1. Verify Applicability, 2. Find a Training Provider, and 3. Complete Training.

How does the Training Provider Registry support ELDT?



Search

DRIVER
selects registered training provider from list on Training Provider Registry, completes training



Submit

TRAINING PROVIDER
electronically submits driver training data to Training Provider Registry



Retain

FMCSA
retains driver data in Training Provider Registry




Retrieve

STATE
retrieves driver data from Training Provider Registry

Using the Training Provider Registry



Training Provider Search



United States Department of Transportation

FMCSA
Federal Motor Carrier Safety Administration

TRAINING PROVIDER REGISTRY

[Email Sign Up](#) [Home](#) [Learn](#) [Training Providers](#) [FAQs](#) [Contact](#) [Find Provider](#) 🔍

Training Type Location My Location Provider Name 🔍

WELCOME TO THE TRAINING PROVIDER REGISTRY

FMCSA's Training Provider Registry improves highway safety by ensuring that entry-level drivers of commercial motor vehicles (CMVs) complete training as required by the new Entry-Level Driver Training (ELDT) regulations before testing for certain commercial driver's licenses (CDLs) and CDL endorsements. Start a search to find a registered training provider.

SIGN UP TO RECEIVE EMAIL UPDATES

I want to...

- [Learn which drivers are subject to ELDT →](#)
- [Find a training provider →](#)
- [Register a training provider →](#)
- [Read frequently asked questions →](#)

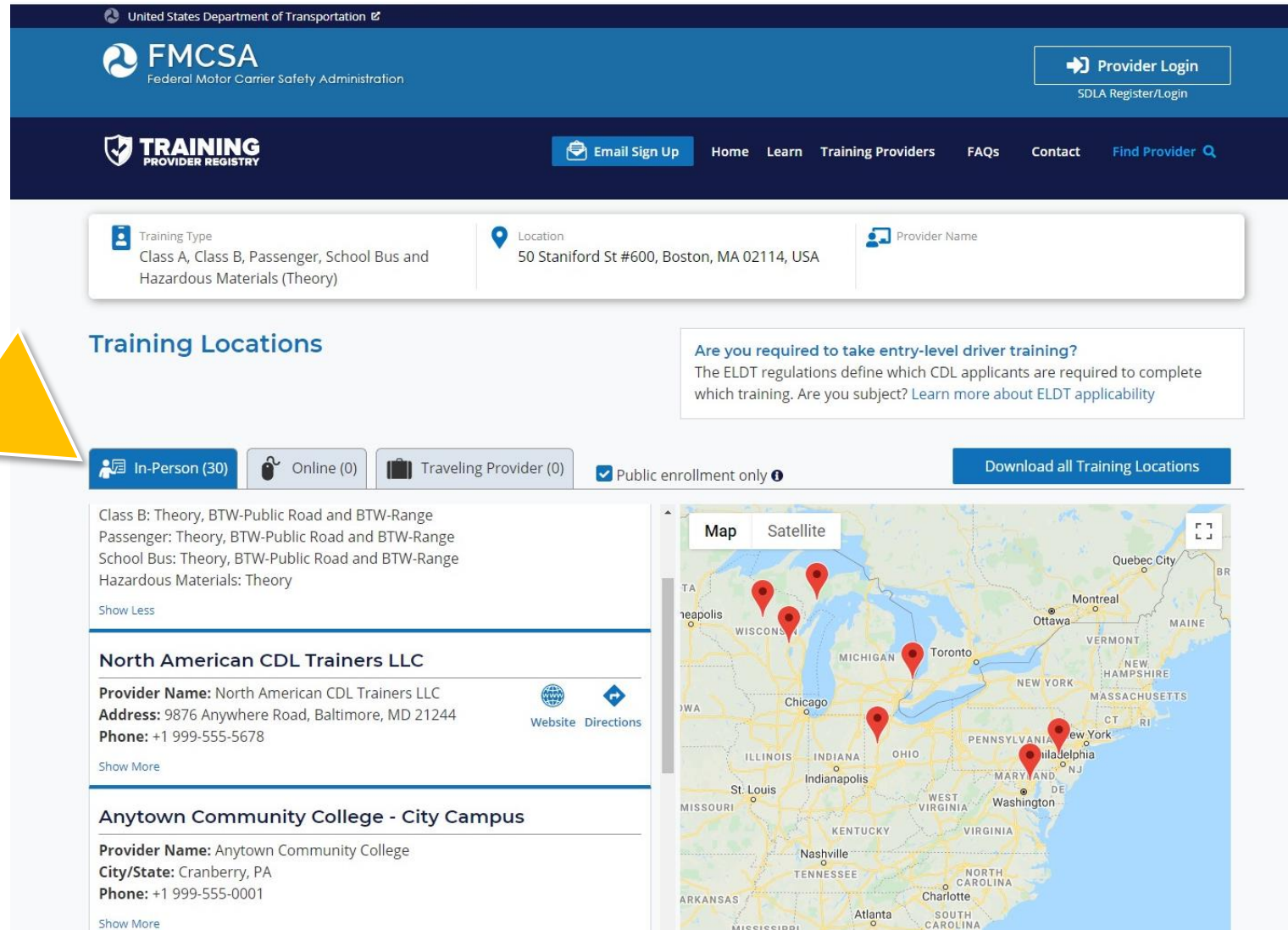
What is Entry-Level Driver Training?

The ELDT regulations set the minimum Federal requirements for training that entry-level drivers must complete before being permitted to take certain CDL

Who needs to take entry-level driver training?

New Training Requirements for Entry...

Training Provider Search (continued)



United States Department of Transportation

FMCSA
Federal Motor Carrier Safety Administration

TRAINING PROVIDER REGISTRY

Provider Login
SDLA Register/Login

Email Sign Up Home Learn Training Providers FAQs Contact Find Provider

Training Type: Class A, Class B, Passenger, School Bus and Hazardous Materials (Theory)

Location: 50 Staniford St #600, Boston, MA 02114, USA

Provider Name

Training Locations

Are you required to take entry-level driver training?
The ELDT regulations define which CDL applicants are required to complete which training. Are you subject? Learn more about ELDT applicability

In-Person (30) Online (0) Traveling Provider (0) Public enrollment only [Download all Training Locations](#)

Class B: Theory, BTW-Public Road and BTW-Range
Passenger: Theory, BTW-Public Road and BTW-Range
School Bus: Theory, BTW-Public Road and BTW-Range
Hazardous Materials: Theory

Show Less

North American CDL Trainers LLC


Provider Name: North American CDL Trainers LLC
Address: 9876 Anywhere Road, Baltimore, MD 21244
Phone: +1 999-555-5678

Show More

Anytown Community College - City Campus

Provider Name: Anytown Community College
City/State: Cranberry, PA
Phone: +1 999-555-0001

Show More



- Results list has 3 tabs:

- In-person training locations
- Online training
- Traveling training providers

Drivers: Check Your Record

- Driver-trainees can use the Record Check feature to see the certification information they have in the Registry.
- Drivers will enter their name, CLP/CDL information, and answer a question about their training record to verify their identity.
- Accessed via the Training Provider Registry home page.

Have you completed entry-level driver training?

Check Your Record


If you completed entry-level driver training with a provider registered with FMCSA, you may check your record to see what information your training provider has submitted to the Training Provider Registry.

Note that providers are required to submit training certification information by midnight of the second business day after the driver completes training.

[Start Record Check](#)



Training Provider Registration



TRAINING PROVIDER REGISTRY | Email Sign Up | Home | Learn | Training Providers | FAQs | Contact | Find Provider Q

TRAINING PROVIDERS

REGISTER NOW >>


Log in to the [Training Provider Portal](#) to submit driver training certification records.
Not registered? [Register now](#)

CDL Training Providers: Register and Submit Records


Follow the steps below to ensure your provider appears in the Training Provider Registry, and can electronically submit driver training certification records as required by the ELDT regulations.

Need help with registration?


Watch the [Registration Tutorial video](#) or download the [Training Provider Registration Guide](#).

- 


Create a login.gov account

Training providers will use a login.gov username (email address) and password to access the Training Provider Registry. Providers may create a new account or use an existing login.gov account. [Learn more about login.gov.](#)
- 

Register Training Provider

Select **one person** to register your company or organization with FMCSA. Once approved, this user may invite other individuals to register and work in the Registry on behalf of the training provider.
- 

Register Training Locations

Once FMCSA approves the company's registration request, providers can log in to register training locations. Providers with multiple locations will need to register each location.
- 

Submit Training Certification

Registered providers must log in to their Training Provider Portal and submit the training certification record by midnight of the second business day after the driver completes training.

Training Location Registration


- Once FMCSA has approved the training provider (company) registration, the provider must log in to register their training location or locations.



Location information is needed to:

- Appear in the training provider search.
- Submit driver training certification information.

Training Providers: Submitting Driver Training Certification Information

[Email Sign Up](#) [Home](#) [Learn](#) [Training Providers](#) [FAQs](#) [Contact](#) [Find Provider](#)

[MY PORTAL](#) [Manage Records](#) [Manage Provider](#) [Manage Locations](#) [Manage Access](#)

[Go back](#)

Submit Driver Training Certification Record

Use the form below to submit the information certifying that a driver has completed entry-level driver training.

Note: Providers only submit records of **successfully completed** training; if a driver fails to complete the course or does not score at least 80% on the theory assessment, their record is not entered in the Training Provider Registry.

Enter Driver Information

The Training Provider Registry will link the training certification information you enter below with a driver record. Enter the driver's information below exactly as it appears on their driver's license, commercial learner's permit (CLP), or commercial driver's license (CDL).

Permit/License Information

Number	State	Date of Birth		
<input type="text" value="1234567"/>	<input type="text" value="Massachusetts"/>	Month	Day	Year
		<input type="text" value="January (01)"/>	<input type="text" value="1"/>	<input type="text" value="1980"/>

First Name Last Name

Location and Training Information

Select the registered training location where the driver completed training and enter the driver's training information. If you do not see the correct information below, go to [Manage Locations](#) and ensure you have properly registered your training location.

Training Location	Class/Endorsement	Providers have the option to assign a local identifier to each record. This internal ID will be visible in your Training Provider Portal, but will not be included in responses to State queries.		
<input type="text" value="CDL Training School"/>	<input type="text" value="Class A CDL"/>	Internal ID (optional)		
Training Type	Theory Assessment Score	Training Completed on		
<input type="text" value="Theory"/>	<input type="text" value="80"/>	<input type="text" value="02/26/2022"/>		

- Registered training providers will log in to the Training Provider Portal.
- **Select Manage Records > Submit a New Record.**
- Enter the information.
- Must select from a registered training location.

Optional: TPR Web Service

The TPR Web Service submission option may be a good fit for training providers that:

- Anticipate submitting a significant number of driver training certifications on a regular basis.
- Have an existing IT system to track driver training results.
- Have an IT support team that can update your IT system to interface with TPR Web Service, per the technical specifications in the Web Services Development Handbook.



Learn more at <https://tpr.fmcsa.dot.gov/DeveloperToolkit>.

Questions?



To learn more about ELDT and the Training Provider Registry, visit:

<https://tpr.fmcsa.dot.gov>



You may also contact
FMCSA's Office of Safety Programs:

Federal Motor Carrier Safety Administration

Office of Safety Programs

1200 New Jersey Avenue, SE

Washington, DC 20590

Email: <https://tpr.fmcsa.dot.gov/#contact>