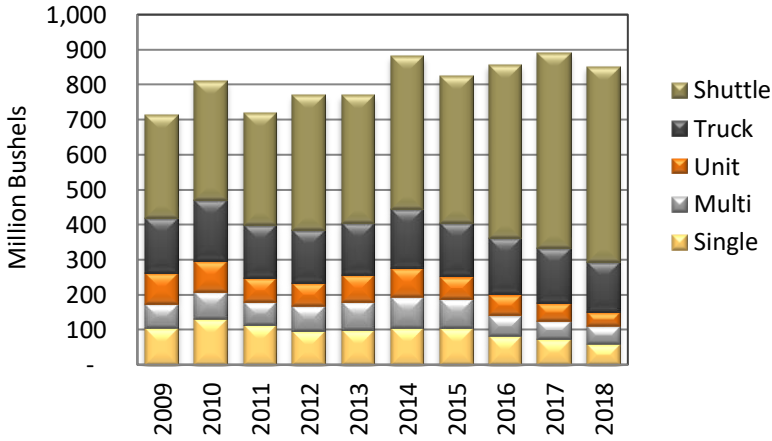


# North Dakota Elevators Transportation Activities and Service, 2019 Survey

March 2019

## ND Grain & Oilseed Shipments

All Elevators



## Destinations Reported

All Elevators

Year	Duluth	MN/CHX Midwest	Gulf	PNW	ND
2011	3%	16%	8%	32%	21%
2012	2%	14%	10%	32%	19%
2013	2%	13%	11%	30%	18%
2014	2%	13%	8%	36%	17%
2015	2%	13%	8%	38%	15%
2016	3%	13%	6%	43%	15%
2017	1%	14%	6%	45%	12%
2018	2%	14%	6%	45%	12%

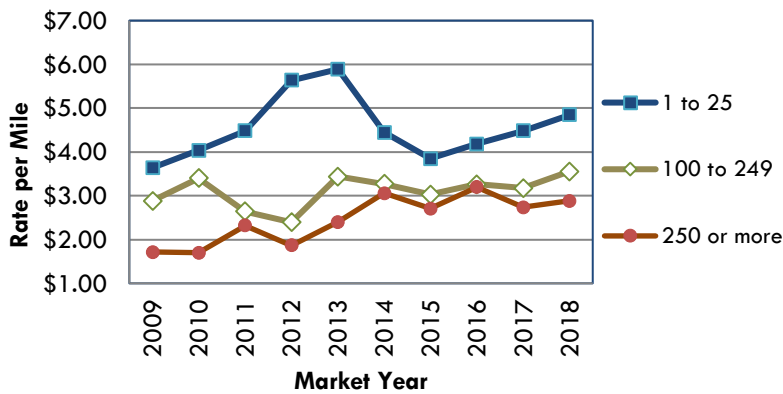
Sum Less Than 100% Due to Unknown/Other

Source: NDPSA Grain Movement Database Summaries

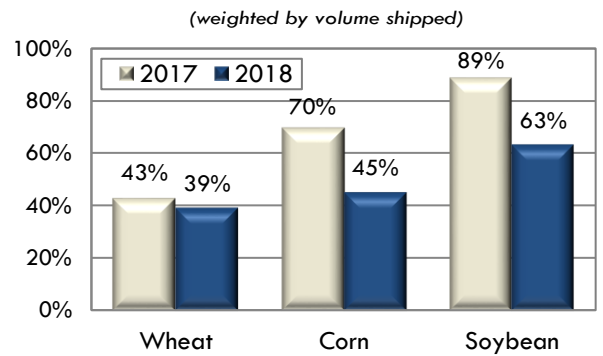
## SURVEY RESPONSES

Response Rate: 42%=53 responses of 126 valid mailed

### Truck Rate

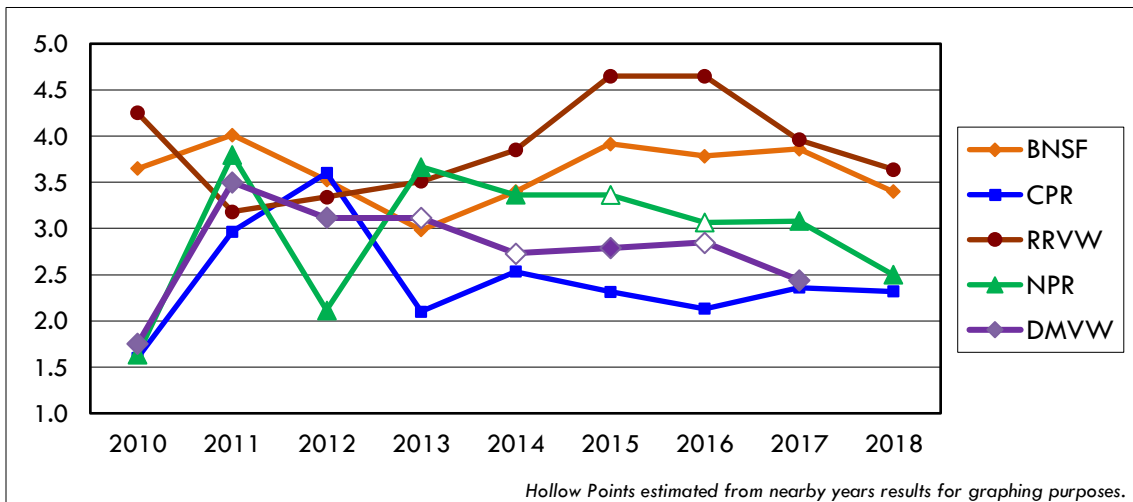


### Average Share of Rail Shipments that Move Direct to an Export Terminal



### Rail Carrier Service Overall Rating Trends

(1=poor to 5=excellent)



Hollow Points estimated from nearby years results for graphing purposes.

# North Dakota Elevators Transportation Activities and Service, 2019 Survey

March 2019

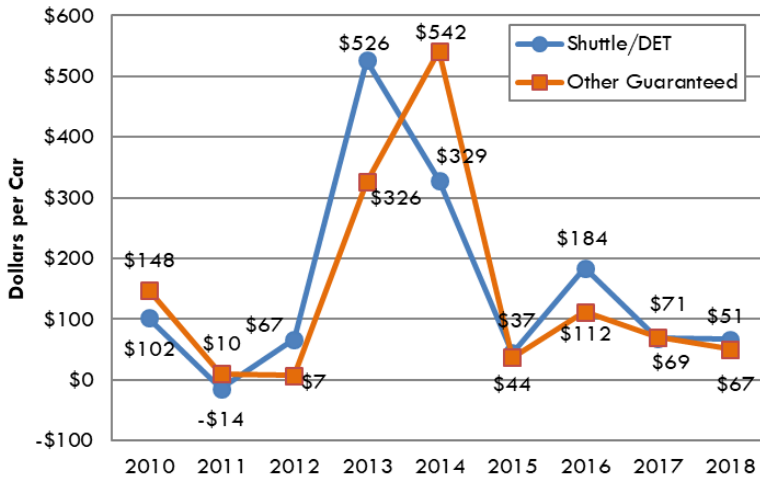
Rail Carrier Service, Current Year Service Factor Ratings <i>(weighted by rail handle)</i> 1=poor to 5=excellent	Primary Carrier	Timely Delivery of Equipment	Ordering Alternatives/ Process	Condition of Equipment	Availability of Order Information	Access to Marketing Personnel	Average 2018	Average 2017
	BNSF		3.4	3.3	3.9	3.4	3.0	3.4
CPR		2.3	2.9	1.9	2.1	2.4	2.3	2.4
RRVW		4.0	4.1	2.7	4.1	3.3	3.6	4.0
DMVW		n.a.	n.a.	n.a.	n.a.	n.a.	n.a.	2.4
NPR		3.1	2.8	1.0	3.1	2.5	2.5	3.1
<b>Average</b>		<b>3.3</b>	<b>3.4</b>	<b>3.2</b>	<b>3.5</b>	<b>3.5</b>	<b>3.4</b>	<b>3.4</b>

Responses Weighted by Rail Shipments; For fewer than 2 response for railroad rating not included.

## RAIL PURCHASES AND DELIVERY

*(weighted by volume shipped)*

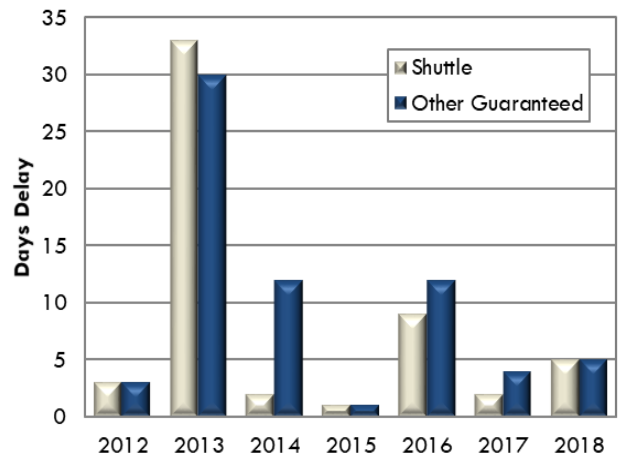
### Average Rail Premiums Paid, by Market Year



#### Range for 2018 Rail Premiums

2018 Shuttle/DET: \$0...\$275  
2018 Other Guaranteed: \$0...\$300

### Days Delay on Rail Deliveries



#### Range for Current Days Delay

Shuttle/DET: 0...20 days  
Other Guaranteed: 0...13 days

\*Other Guaranteed Rail Freight includes COTs,

## ND Rail Competitiveness Based on Elevators' Marketing Experiences

	PNW Export			Gulf Export			Domestic East			Domestic West		
	More	Same	Less	More	Same	Less	More	Same	Less	More	Same	Less
Wheat	4%	18%	29%	4%	67%	29%	7%	78%	15%	4%	65%	30%
Corn	8%	73%	19%	5%	67%	29%	4%	78%	17%	0%	76%	24%
Soybean	7%	54%	39%	17%	52%	30%	8%	67%	25%	5%	64%	32%

Funding provided by the North Dakota Wheat Commission. Thank you to the North Dakota Grain Dealers Association for their cooperation on this survey.

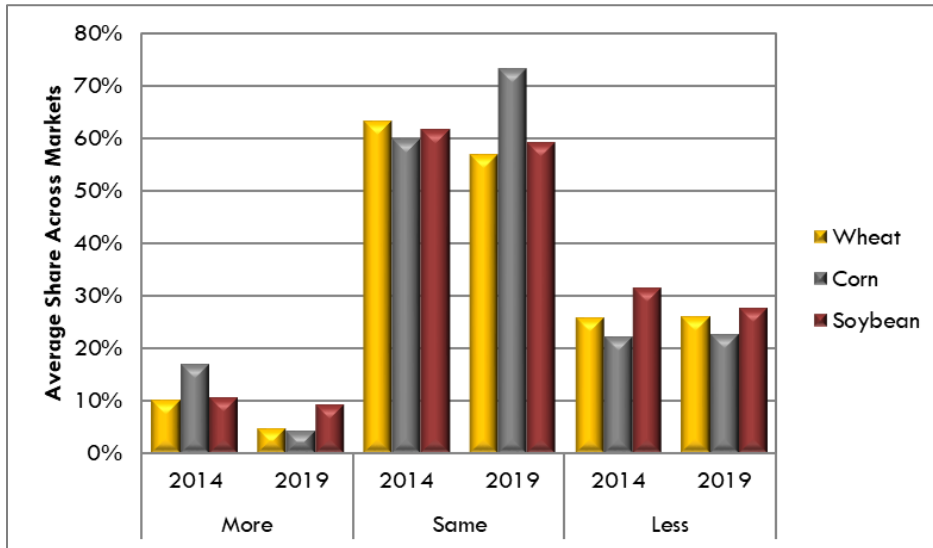
Upper Great Plains Transportation Institute, North Dakota State University, is solely responsible for the content of the report, 701.231.7767, [info@ugpti.org](mailto:info@ugpti.org)

NDSU does not discriminate in its programs and activities on the basis of age, color, gender expression/identity, genetic information, marital status, national origin, participation in lawful off-campus activity, physical or mental disability, pregnancy, public assistance status, race, religion, sex, sexual orientation, spousal relationship to current employee, or veteran status, as applicable. Direct inquiries to Vice Provost, Title IX/ADA Coordinator, Old Main 201, 701-231-7708, [ndsueoaa@ndsu.edu](mailto:ndsueoaa@ndsu.edu).

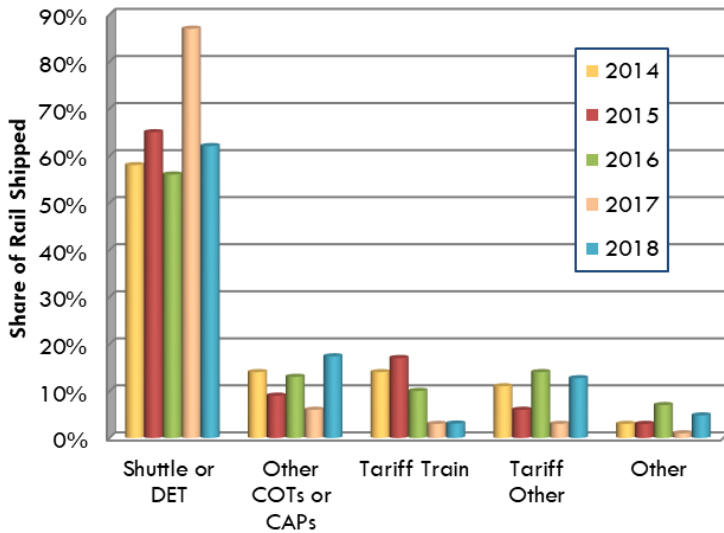
# North Dakota Elevators Transportation Activities and Service, 2019 Survey

March 2019

## Change in ND Rail Competitiveness, Based on Elevators' Marketing Experiences



## Rail Freight Purchases



## Current Year Rail Market Activity Preview

What percent of your estimated rail freight have you purchased for this year?		Average premium paid for any guaranteed rail freight service purchased for the current year?	
Market Year	Share Ordered by March 15	Shuttle	Other Guaranteed
\$ per car			
2014	25%	840	641
2015	43%	182	268
2016	33%	38	12
2017	29%	297	184
2018	42%	56	6
2019	52%	52	27

Funding provided by the North Dakota Wheat Commission, in Cooperation with the ND Grain Dealers Association

Upper Great Plains Transportation Institute, NDSU, is solely responsible for the content of the report, 701.231.7767, [info@ugpti.org](mailto:info@ugpti.org)

NDSU does not discriminate in its programs and activities on the basis of age, color, gender expression/identity, genetic information, marital status, national origin, participation in lawful off-campus activity, physical or mental disability, pregnancy, public assistance status, race, religion, sex, sexual orientation, spousal relationship to current employee, or veteran status, as applicable. Direct inquiries to Vice Provost for Title IX/ADA Coordinator, Old Main 201, NDSU Main Campus, 701-231-7708, [ndsueoaa@ndsu.edu](mailto:ndsueoaa@ndsu.edu).