

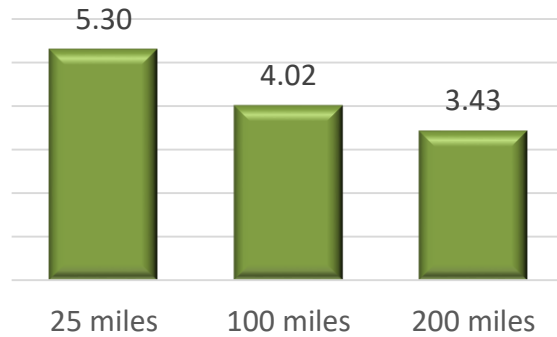
MONTANA GRAIN ELEVATOR TRANSPORTATION SURVEY, 2018

Response Rate=34%; 32 valid responses from 92 mailed



Truck Rates per Loaded Mile

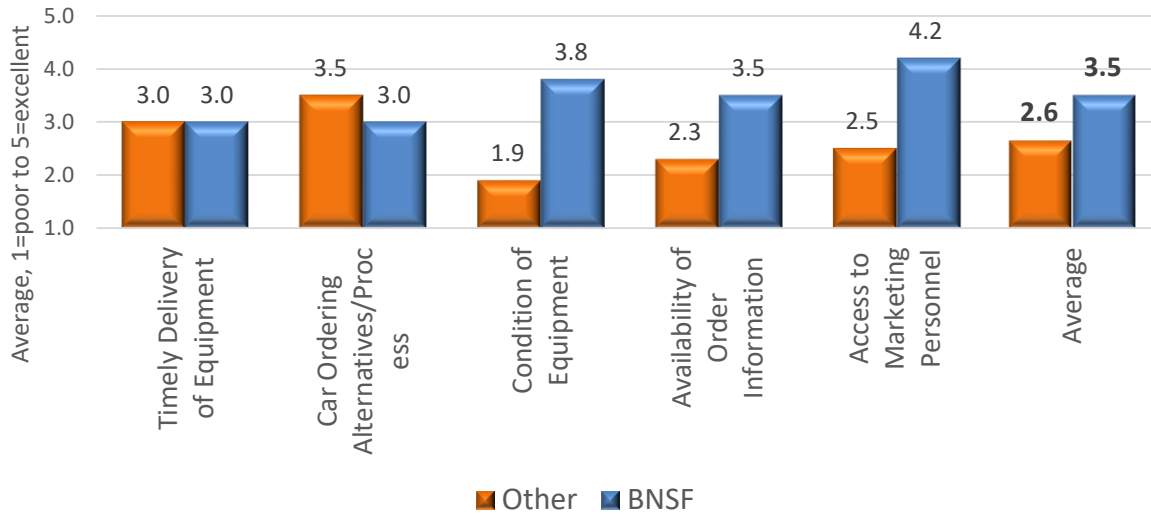
by Distance to Market



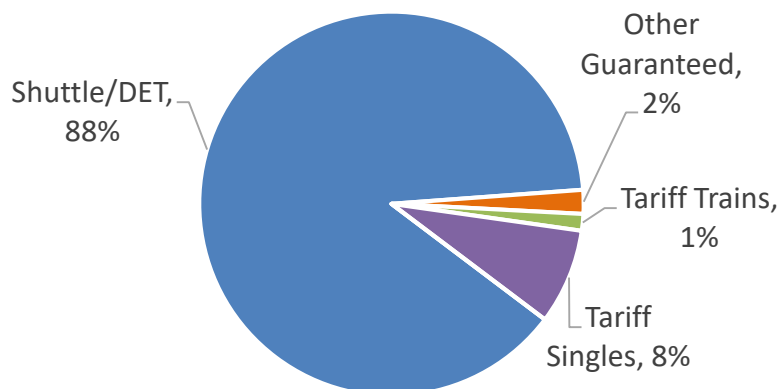
Rail Market Response

Primary Rail Carrier: BNSF was the primary rail carrier, with facilities indicating they had local service from Montana Rail Link, Union Pacific, Dakota Missouri Valley and Western.

Rail Carrier Service, by Carrier

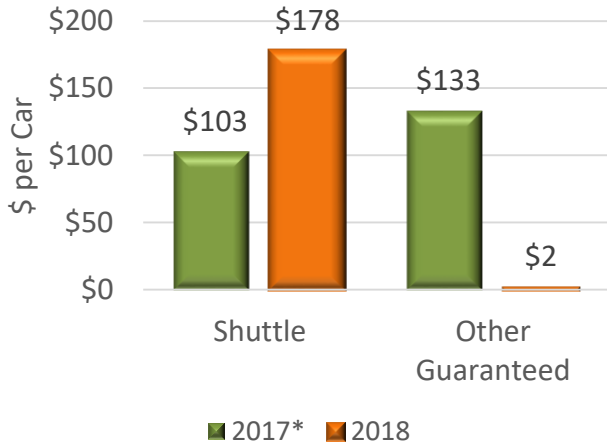


Rail Shipment Order Composition

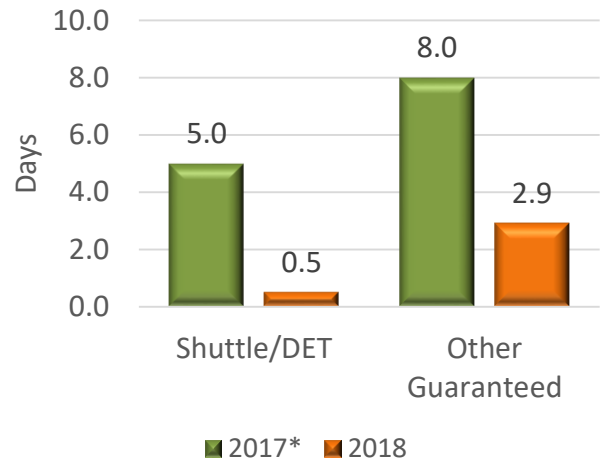


Rail Market, Guaranteed Service Purchases & Deliveries

Average Rail Premium/Discount



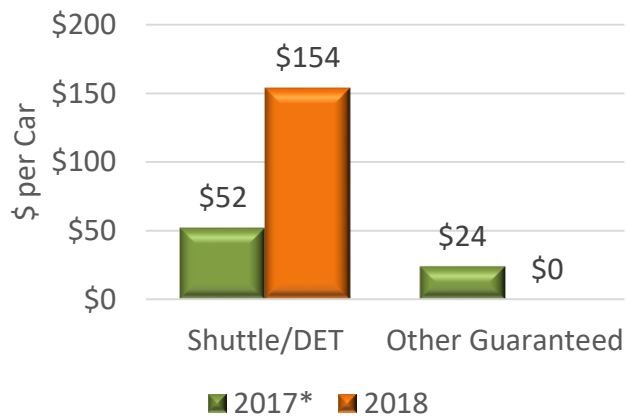
Average Rail Days Delay



Preliminary Rail Market Information, 2018

Percent of your estimated 2018 rail freight purchased: average response **43%**

Preliminary Purchases Average Rail Premium/Discount



*2017 not statistically stable due to limited sample in pilot year.



Funded by the Montana Wheat and Barley Committee. Thank you to the Montana Grain Elevator Association for their cooperation in the survey.

Upper Great Plains Transportation Institute, North Dakota State University, is solely responsible for the content of the report, 701.231.7767, info@uqpti.org

NDSU does not discriminate in its programs and activities on the basis of age, color, gender expression/identity, genetic information, marital status, national origin, participation in lawful off-campus activity, physical or mental disability, pregnancy, public assistance status, race, religion, sex, sexual orientation, spousal relationship to current employee, or veteran status, as applicable. Direct inquiries to Vice Provost for Title IX/ADA Coordinator, Old Main 201, NDSU Main Campus, 701-231-7708, ndsu.eoaa@ndsu.edu.

