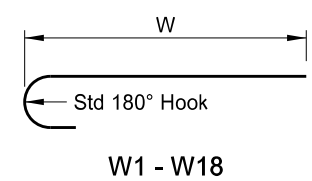
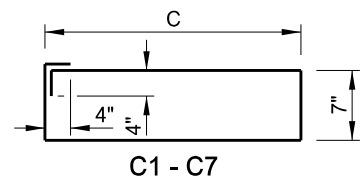
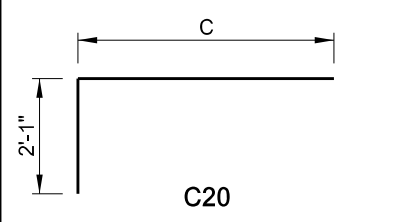
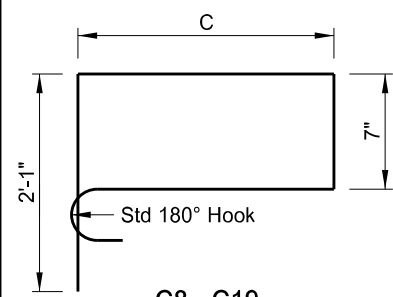


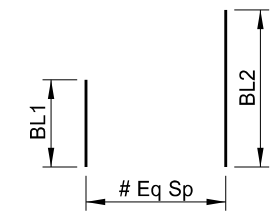
STATE	PROJECT NO.	SECTION NO.	SHEET NO.
ND	PROJECT NUMBER	170	8



MARK	"W"
W1	10'-2"
W2	9'-10"
W3	9'-5"
W4	9'-1"
W5	8'-9"
W6	8'-4"
W7	8'-0"
W8	7'-8"
W9	7'-3"
W10	6'-11"
W11	6'-7"
W12	6'-2"
W13	5'-10"
W14	5'-6"
W15	5'-1"
W16	4'-9"
W17	4'-5"
W18	4'-1"

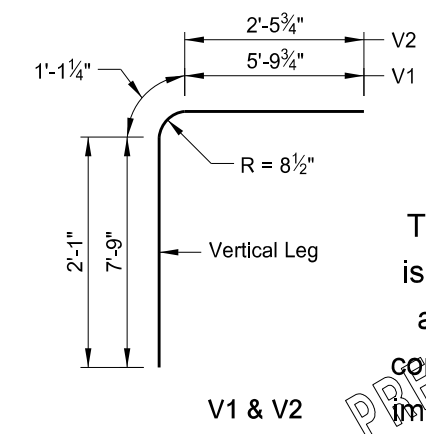
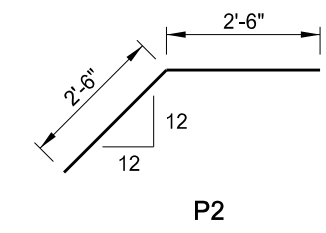
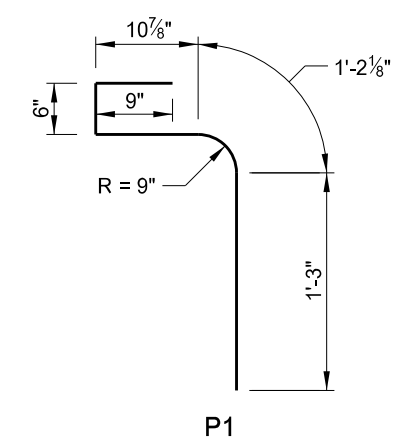
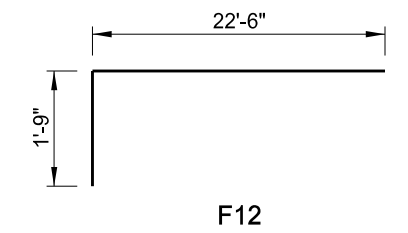
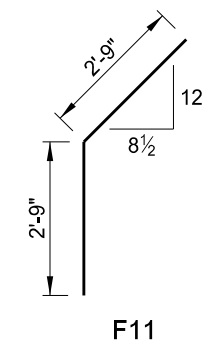
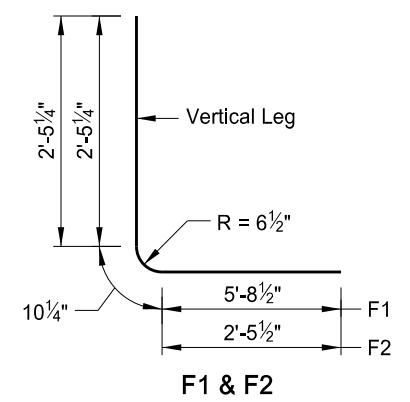
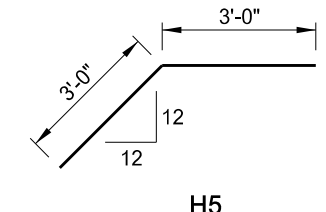
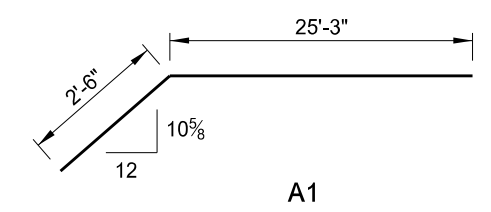
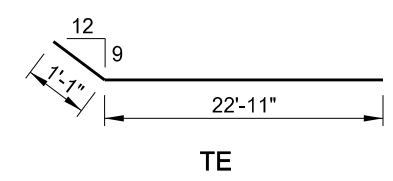


MARK	"C"
C1	5'-1"
C2	4'-11"
C3	4'-9"
C4	4'-7"
C5	4'-5"
C6	4'-3"
C7	4'-0"
C8	3'-10"
C9	3'-8"
C10	3'-6"
C11	3'-4"
C12	3'-2"
C13	2'-11"
C14	2'-9"
C15	2'-7"
C16	2'-5"
C17	2'-3"
C18	2'-1"
C19	1'-11"
C20	3'-8"



MARK	LENGTH 1 SET	BL1	BL2	SPACES
O1-O12	77'-0"	3'-5"	9'-5"	11

STRAIGHT BAR SET DETAIL



This drawing is preliminary and not for construction or implementation purposes.

LOCATION	
BAR DETAILS	
DRAWING NO.	00-000.000-0