

DUI Recidivism Fact Sheet

Drivers With Alcohol Convictions		
	2007	2012
Drivers with Alcohol Convictions*	4,673	4,291
Recidivist Drivers**	1,178	1,439
Recidivism Rate	25.2%	33.5%

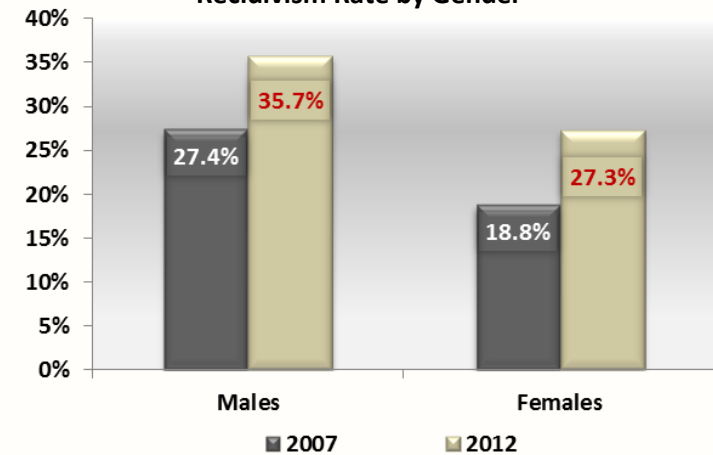
* Current Year

** Two or more convictions in last 10 years or current year

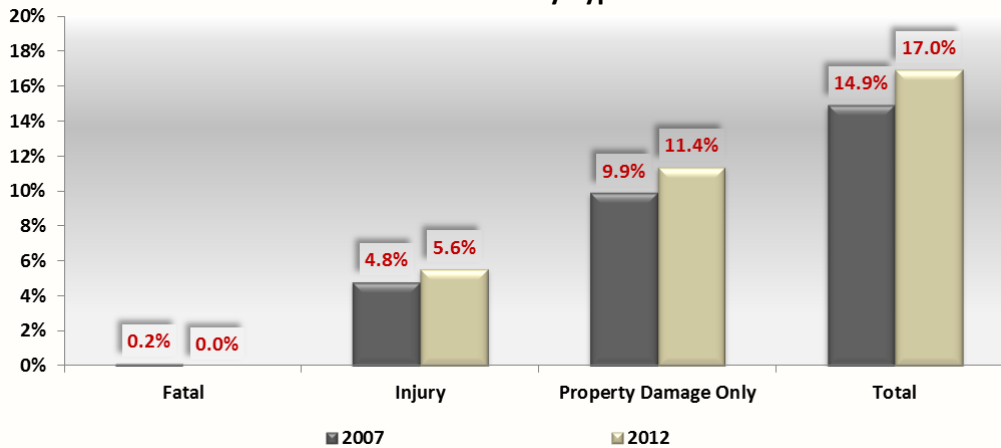
- The share of both male and female recidivist drivers was higher in 2012 than 2007 when categorizing alcohol convictions by gender. Classification by age group showed approximately 30% and 40% of the 35-49 year old driver group were recidivists, representing the highest rate for the driver groups in both years studied.
- 15% to 17% of recidivists were involved in crashes in 2007 and 2012.

- Alcohol recidivism rates presented in this fact sheet are based on alcohol convictions within the previous 10 years, or two or more convictions in the current year. Examination of North Dakota recidivism rates showed 33.5% of DUI convictions in 2012 were repeat offenders, reflecting a one-third increase over recidivism rates in 2007.

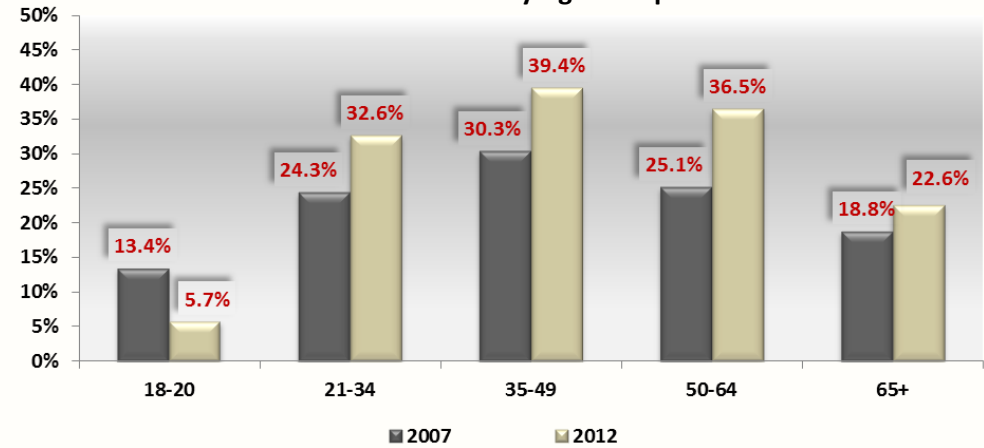
Recidivism Rate by Gender



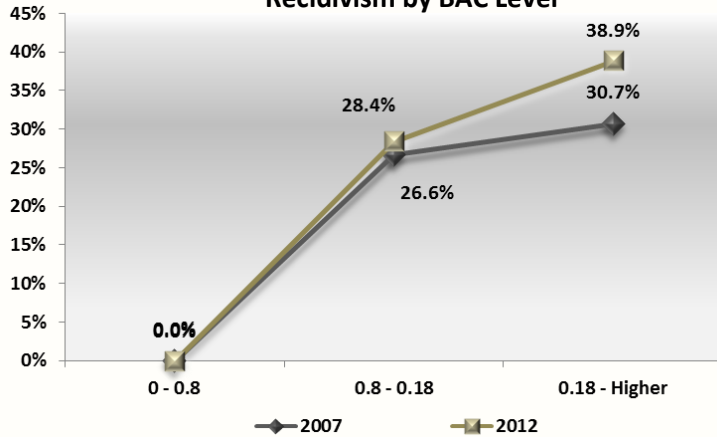
Recidivist Crashes by Type



Recidivism Rate by Age Group

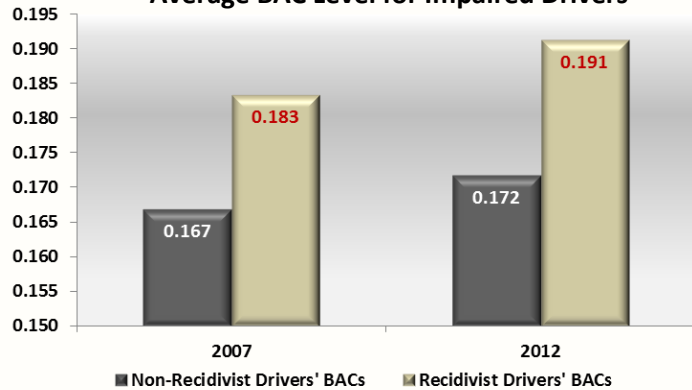


Recidivism by BAC Level



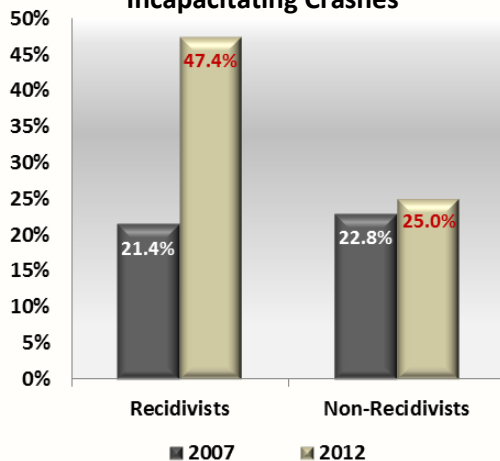
- Analysis of blood alcohol concentration (BAC) in recidivist drivers indicated 38.9% had BAC levels of 0.18 or higher in 2012. Differences in mean rates of BAC levels for non- and recidivist drivers show a higher rate for recidivist drivers.

Average BAC Level for Impaired Drivers



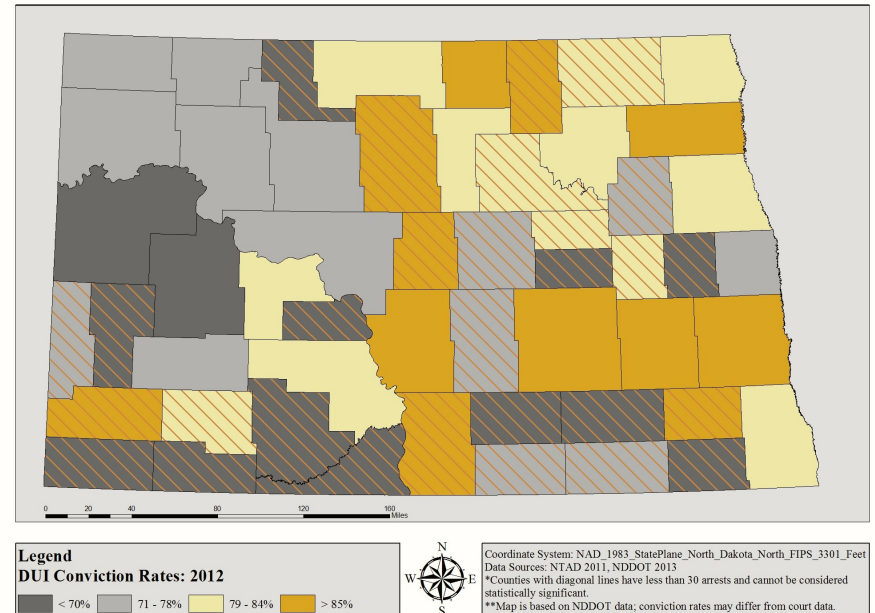
- The maps show different levels of DUI conviction and recidivism rates by county. All counties are represented, however, counties with diagonal lines have fewer than thirty arrests or convictions and may not be statistically representative.

Impaired Driver Involvement in Fatal and Incapacitating Crashes

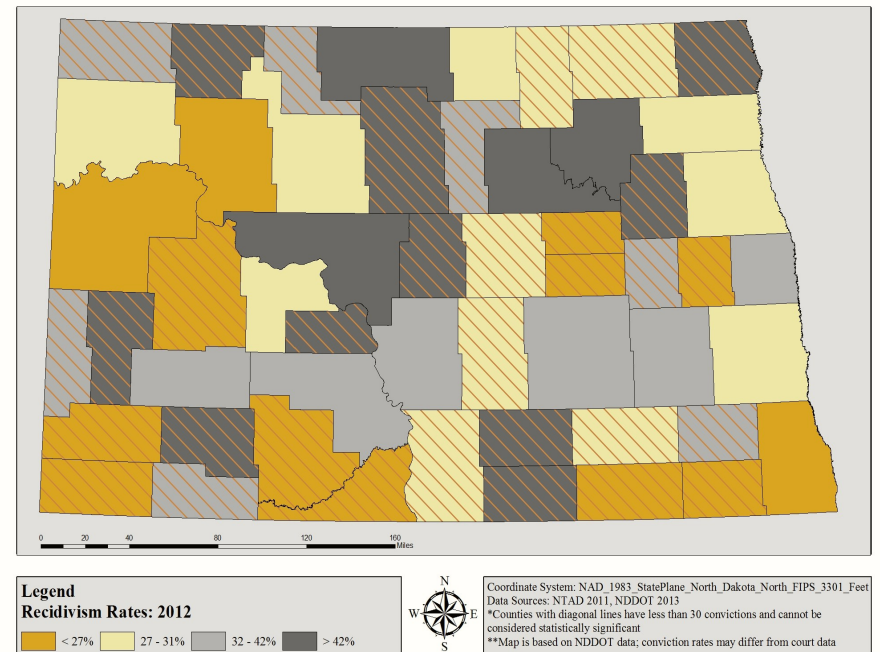


- Crash records identifying fatal and incapacitating crashes suggest that recidivist drivers in 2012 have nearly double the likelihood of severe injury compared to impaired drivers without a prior DUI conviction.

DUI Conviction Rates in North Dakota 2012: By Quartile



Recidivism Rates in North Dakota 2012: By Quartile



The content of this report reflects the views of authors who are responsible for facts and accuracy of the information. North Dakota State University does not discriminate on the basis of age, color, disability, gender expression/identity, genetic information, marital status, national origin, public assistance status, sex, sexual orientation, status as a U.S. veteran, race or religion. Direct inquiries to the Vice President for Equity, Diversity and Global Outreach, 205 Old Main, (701)231-7708.

For more information contact:
UGPTI, NDSU, Fargo, ND 58108
Email: info@ugpti.org • Phone: 701.231.7767