

Federal Insights for Rural Transportation Safety

Rural Transportation Safety Conference

Joe Toole

FHWA Associate Administrator for Safety

May 20-21, 2009

Rapid City, South Dakota













A Time of Changes...

Change in the Price of Gas

Change in VMT

Change in Fatalities

Change in the Trust Fund Balance

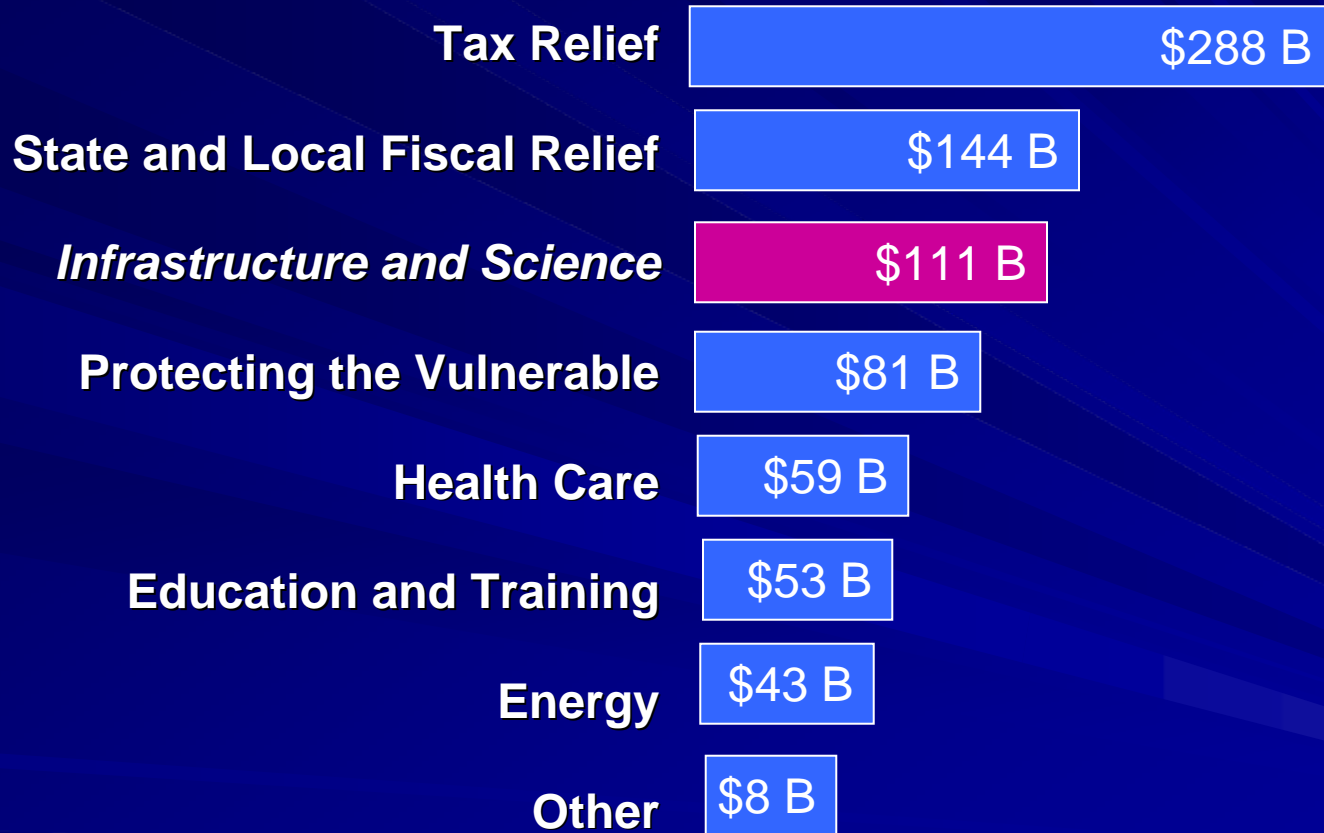
Change in Economy



The American Recovery and Reinvestment Act of 2009 (ARRA)

Enacted
February 17, 2009

ARRA - \$787 Billion



www.recovery.com

ARRA Highlights

- Signed into law on February 17, 2009
- Provides \$48.1 billion for transportation, including:
 - \$27.5 billion for highways
 - \$8.4 billion for transit
 - \$8.0 billion for high speed rail
 - \$1.3 billion for Amtrak
 - \$1.5 billion for National Surface Transportation Discretionary Grants
- Significant accountability, transparency and reporting requirements

SAFETEA-LU and ARRA

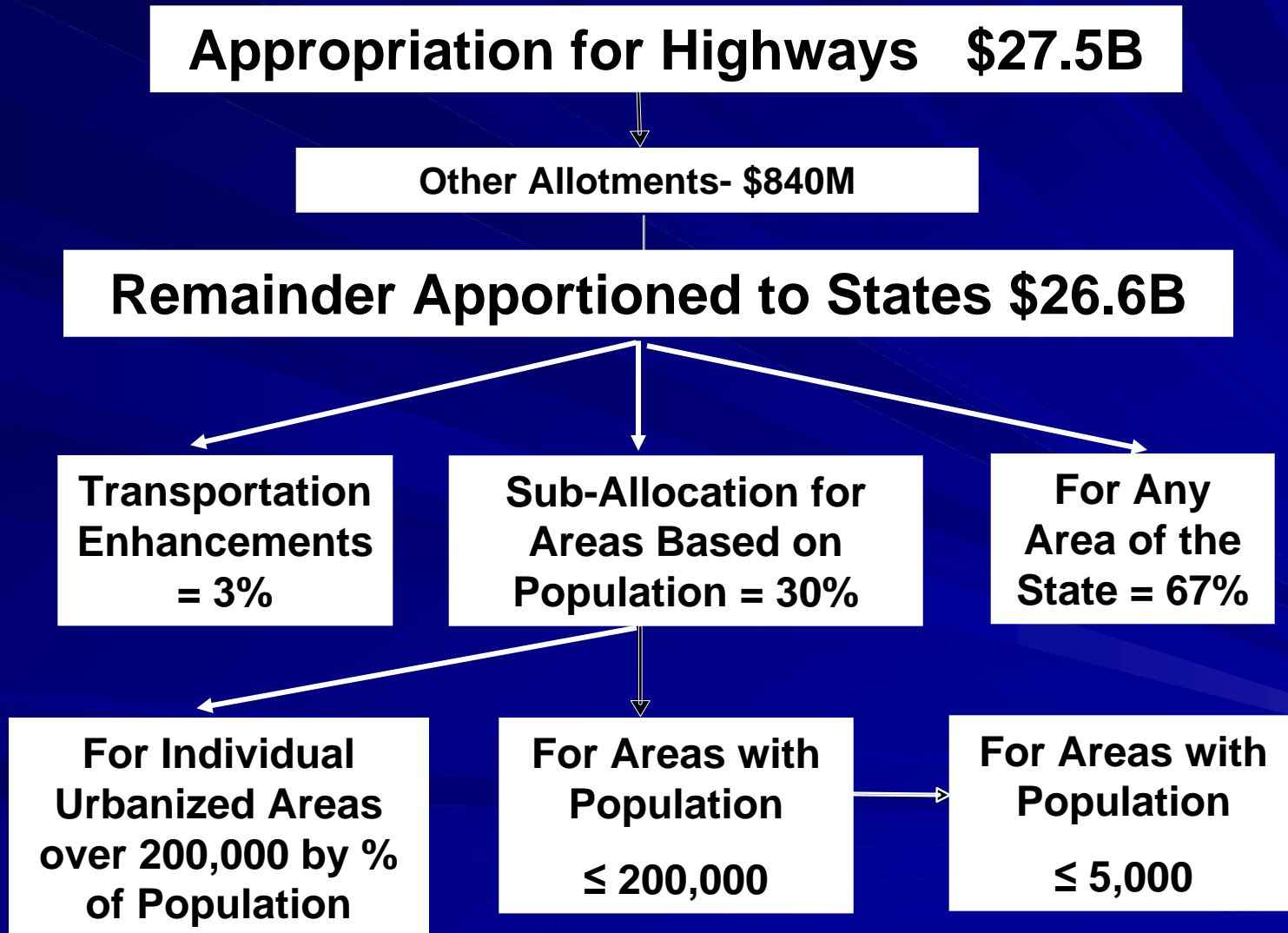
\$40 B

**SAFETEA-LU
FY 09**

\$27.5 B

ARRA

Distribution of Highway Funds Under ARRA



Safety and the Recovery Act

The American Recovery and Reinvestment Act will enable our nation to rebuild, retool and revitalize the vast network of roads, tunnels, bridges, rail systems, airports and waterways that we have long depended on to keep the economy moving and growing...

Above all, we must keep these assets safe for all travelers. Where public safety is concerned, there is no room for compromise. By investing in roads... we can save...men and women who lose their lives each year due to bad roads and driving conditions.

– President Barack Obama

March 3, 2009 – Washington DC

ARRA Opportunities for Safety

1. Building safety into all Recovery Act projects
2. Work zone safety
3. Low-cost, system-wide improvements
4. Priority to projects that generate significant improvements in safety















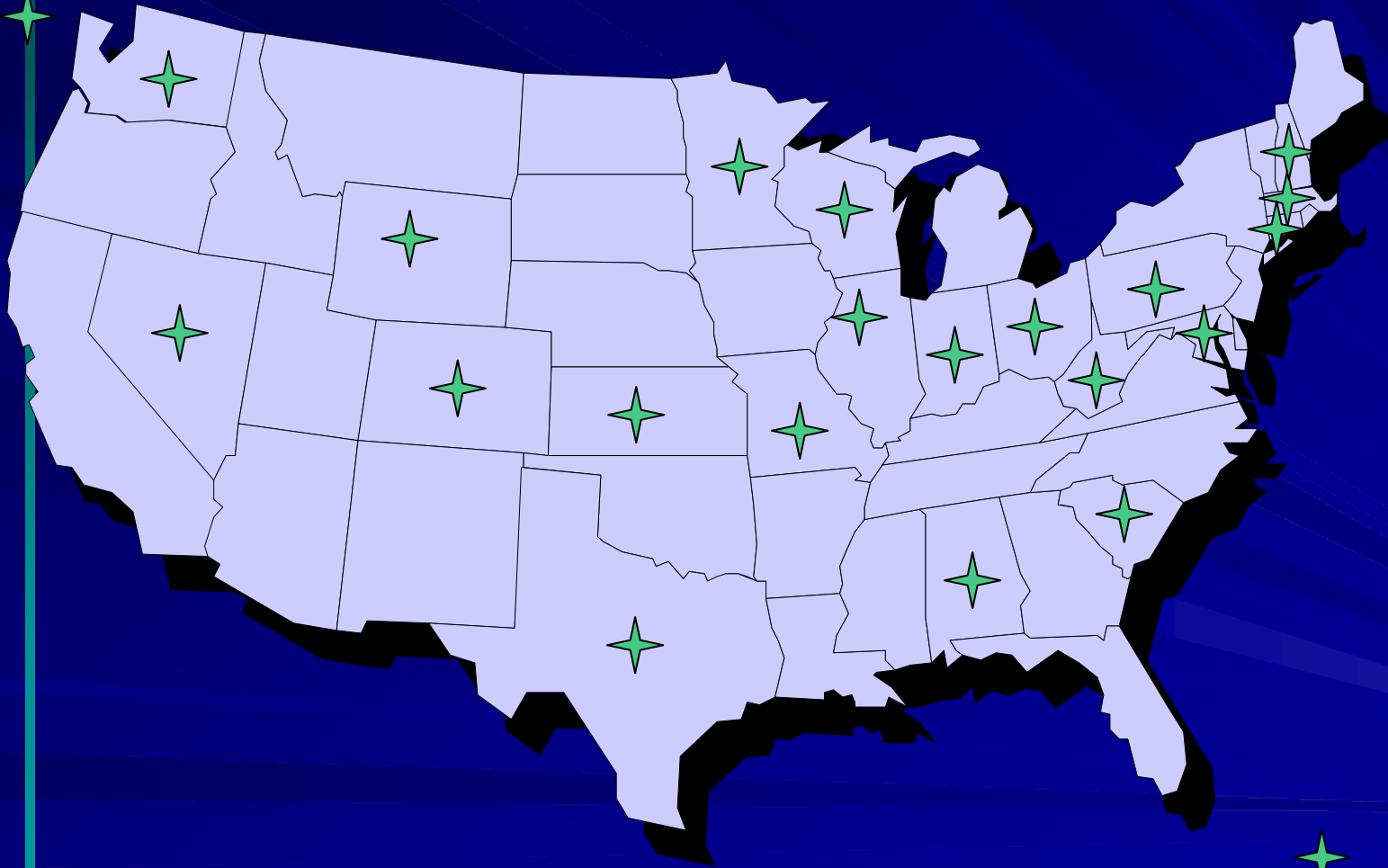
Putting their lives on the line...

Safety Projects

■ Types of safety projects that are eligible for ARRA funds:

- “Highway and transit safety infrastructure improvements and programs, hazard eliminations...”
- Sign and guardrail replacement
- Projects on local roads and minor rural collectors
- Projects on High Risk Rural Roads
- Projects eligible for HSIP funding
- Data Collection and Analysis

Sample ARRA Safety Projects



Making it Happen

**\$11.8 Billion have already been obligated
3430 projects...44% of the funding**





Challenges...Lessons

- Public Perceptions and Expectations
- Increased Accountability and Transparency
- Better Investment Decisions
- Finding New Sources of Revenue
- Demonstrating performance and outcomes

Reauthorization

- Money, Money, Money
 - “No Gas Tax Increase”
 - No VMT Tax
 - General Fund?
- More Focused Program
- Performance Driven
- Other factors...









ACT NOW!

HSIP 2009 Obligations

through March 31, 2009

	Funds Available (\$ millions)	Funds Obligated in FY 2009 (\$ millions)	Total Funds Obligated (\$ millions)	Percent of Funds Obligated
HSIP	\$ 4,722	\$ 356	\$ 2,483	52.6%
HRRR	\$ 359	\$ 24	\$ 89	24.7%
Rail/Highway Crossings	\$ 8,755	\$ 118	\$ 462	52.8%
Total	\$ 5,956	\$ 498	\$ 3,034	50.9%

Improving Rural Safety

■ Institutional Challenges

- Local road system vs. Locally owned roads
- State distribution of funds to address local needs
- Accountability and Risks

■ Data

- Collection and analyses
- Data driven decisions

■ Appropriate solutions

Your Role is Critical

- **Leadership**- Build your State's Safety Culture; promote viable solutions
- **Fostering Partnerships** - Be the Ideal Partner... look for opportunities to strengthen your partnerships
- **Make It Happen** - Keep focused on Results; regularly share knowledge and experiences





